



SOUNDVISION TECHNOLOGIES // TRUAUDIO // SPRING 2020



IMAGE COURTESY OF RICH AV



Soundvision Technologies brings together its founding brand, TruAudio, with its other premier brands VSSL, Current Audio, Forge, Unified Copper and Padimount, to provide ultimate flexibility alongside the innovation and quality you have come to expect. Soundvision Technologies is a global manufacturer of architectural, outdoor, and commercial speakers, subwoofers, sound systems, and Native Streaming™ audio system amplifiers.



IMAGE COURTESY OF BRITE AV SOLUTIONS



IMAGE COURTESY OF SUMMIT SECURITY



IMAGE COURTESY OF DIGITAL INSTALLERS

# Whole Home Audio, Any Application

TruAudio was founded by integrators. Over time and after thousands of home theaters and multiroom audio system installs, our expertise allowed us to become the best audio designer and supplier in the industry. We provide not only the right combination of materials to create an elegant look with the exact acoustical reproduction, but we also offer custom accessories that can be ordered on-demand, with the warranty replacements shipped out before the repair makes it back to the warehouse. This allows TruAudio to make all of your design dreams, whatever they may be, come true.

TruAudio can easily integrate all of your rooms into a whole-home system. Immerse yourself in stunning sound clarity in any room, any time. Want to make sure those speakers blend perfectly in your bedroom? How about in your hallway or bathroom? With a wide range of sizes and shapes, you will find our speakers suit any application throughout your entire home, inside and out.

## Home Theater | Kitchen | Family Room Dining Room | Bedroom | Bathroom | Outdoor



IMAGE COURTESY OF THEATER MONSTER



IMAGE COURTESY OF TYM HOMES



## Technical Terms

**Frequency Response:** Audible frequency range that a speaker can reproduce and is measured in Hertz (Hz).

**Power:** Electrical power transferred from an audio amplifier to a loudspeaker, measured in watts. The electrical power that the loudspeaker receives, combined with its efficiency, determines the sound power generated.







**Sensitivity:** General measure of how loud a speaker can be (in decibels per 1 watt per 1 meter in distance) in relation to how high the volume, or output, needs to be on your amplifier. The higher the sensitivity number, the less power required to play your speakers optimally.

**Impedance:** A measure of how much the speaker resists current. The lower the impedance in ohms, the more power the speaker will draw from your receiver. This refers to the load that a speaker places on the amplifier and helps determine the compatibility between the amplifier and speakers. Speakers are rated based on the number of ohms that they have (typically between 4 and 8 ohms).

# Family Icons

To ease the process of matching products and materials, TruAudio has incorporated a family icon designation on all of our current and future products. These icons will help you identify which products can be paired together to make an optimal system for your customers.

Each family is assigned an icon based on voicing, timbre matching, and materials. This system allows you to mix and match different series and types of speakers within the same family while remaining confident you are getting the best possible output between all of the speakers.

ICON	PRODUCTS IN FAMILY						
 <p>GRAND CANYON</p>	<ul style="list-style-type: none"> <li>• B23-465LCR</li> <li>• B23-265LCR</li> <li>• B23-265SUR</li> <li>• B23-465TOWER</li> <li>• B23-265LCR</li> </ul>	<ul style="list-style-type: none"> <li>• B23-ATMOS</li> <li>• GC-6</li> <li>• GC-8</li> <li>• REV6-LCR.1</li> <li>• REV6-LCR.2</li> </ul>	<ul style="list-style-type: none"> <li>• REV6-SUR.1</li> <li>• REV8-LCR.1</li> <li>• REV8-SUR.1</li> </ul>	<ul style="list-style-type: none"> <li>• SB-CPSB-C</li> <li>• SB-CUSTOM-LC</li> <li>• SB-CUSTOM-SC</li> </ul>			
 <p>MEAD</p>	<ul style="list-style-type: none"> <li>• GG-8</li> <li>• GG-6</li> </ul>	<ul style="list-style-type: none"> <li>• GG-4</li> <li>• GGD-6</li> </ul>	<ul style="list-style-type: none"> <li>• PG-8</li> <li>• PG-6</li> </ul>	<ul style="list-style-type: none"> <li>• SLIM-300G</li> <li>• SLIM-100G</li> </ul>			
 <p>POWELL</p>	<ul style="list-style-type: none"> <li>• GHT-66P</li> <li>• GHT-SUR-P</li> <li>• GP-6</li> <li>• GP-8</li> <li>• GPD-6</li> </ul>	<ul style="list-style-type: none"> <li>• GPW-6</li> <li>• GPW-8</li> <li>• GHT-55P</li> <li>• THIN-CEILING-P</li> <li>• PDP-6</li> </ul>	<ul style="list-style-type: none"> <li>• PDP-8</li> <li>• PP-4</li> <li>• PP-6</li> <li>• PP-8</li> <li>• REV6P-LCR.1</li> </ul>	<ul style="list-style-type: none"> <li>• REV6P-LCR.2</li> <li>• REV6P-SUR.1</li> <li>• SB-CUSTOM-LP</li> <li>• SB-CUSTOM-SP</li> <li>• SB-CPSB-P</li> </ul>			
 <p>BRYCE</p>	<ul style="list-style-type: none"> <li>• CP-6</li> <li>• CP-8</li> </ul>	<ul style="list-style-type: none"> <li>• IWP-6</li> <li>• IWP-8</li> </ul>	<ul style="list-style-type: none"> <li>• CPD-6</li> </ul>				
 <p>ARCHES</p>	<ul style="list-style-type: none"> <li>• SP-8</li> <li>• SP-6</li> </ul>	<ul style="list-style-type: none"> <li>• LC-6</li> <li>• LC-8</li> </ul>	<ul style="list-style-type: none"> <li>• LW-6</li> </ul>				
 <p>UNIVERSAL</p>	<ul style="list-style-type: none"> <li>• SAT3</li> <li>• SAT3CC</li> <li>• OP-6.2 (all)</li> <li>• OP-8.2 (all)</li> <li>• RK (all)</li> </ul>	<ul style="list-style-type: none"> <li>• AS-1</li> <li>• AS-2</li> <li>• AS-3</li> <li>• AS-360</li> <li>• IC-1x2</li> </ul>	<ul style="list-style-type: none"> <li>• SS-8</li> <li>• SS-10</li> <li>• SS-12</li> <li>• WR24</li> <li>• WR40</li> </ul>	<ul style="list-style-type: none"> <li>• CL-70v-6</li> <li>• CL-70v-6UL</li> <li>• BD-8WT/BK</li> <li>• ST-SUB-10.2</li> <li>• ST-SUB-12.2</li> <li>• CT-4</li> </ul>	<ul style="list-style-type: none"> <li>• TRUNAMI-SUB</li> <li>• T-10WT-PAK</li> <li>• T-10WT-2PAK</li> <li>• HS-SUB-10.2</li> <li>• HS-SUB-12</li> </ul>	<ul style="list-style-type: none"> <li>• BP-SUB-12</li> <li>• ULTRA-ST-8</li> <li>• ULTRA-HS-8</li> </ul>	Compatible with any family
 <p>RED MOUNTAIN</p>	<ul style="list-style-type: none"> <li>• RM-12</li> </ul>				Custom Utah-Built Product		

# B23 Series



**Speaker Design:**  
**Woofers:**  
**Midrange:**  
**Tweeter:**  
**Power:**  
**Impedance:**  
**Freq Response:**  
**Sensitivity:**  
**Grill Type:**  
**Finish Dims:**  
**Cutout Dims:**

## B23-465LCR

In wall 3-way  
 (3) 6.5" coated single piece carbon fiber  
 (1) 6.5" coated single piece carbon fiber  
 1" titanium diaphragm swivel  
 350 watts  
 4 Ω  
 39 - 20k Hz (+/-3 dB)  
 92 dB  
 Black cloth (white available)  
 40.6" (1032mm) H, 13.4" (340mm) W, 4.2" (107mm) D  
 39.6" (1006mm) H, 12.4" (315mm) W

Family: GRAND CANYON



## B23-265LCR

In wall 2-way  
 (2) 6.5" coated single piece carbon fiber  
 1" titanium diaphragm swivel  
 220 watts  
 4 Ω  
 45 - 20k Hz (+/-3 dB)  
 91 dB  
 Black cloth (white available)  
 25.3" (643mm) H, 13.4" (340mm) W, 4.2" (107mm) D  
 24.3" (617mm) H, 12.4" (315mm) W

Family: GRAND CANYON



## B23-265SUR

Dipole/bipole surround  
 (2) 6.5" coated single piece carbon fiber  
 (2) 1" titanium diaphragm  
 220 watts  
 4 Ω  
 45 - 20k Hz (+/-3 dB)  
 90 dB  
 Black cloth (white available)  
 25.3" (643mm) H, 13.4" (340mm) W, 4.2" (107mm) D  
 24.3" (617mm) H, 12.4" (315mm) W

Family: GRAND CANYON



**Optional:**  
 White grills



**RW-B23**  
 Rough-In Ring

# B23 Series



**Speaker Type:**  
**Woofers:**  
**Midrange:**  
**Tweeter:**  
**Power:**  
**Impedance:**  
**Freq Response:**  
**Sensitivity:**  
**Grill Type:**  
**Finish:**  
**Finish Dims:**

## B23-465TOWER

Tower 3-way  
 (3) 6.5" coated carbon fiber  
 (1) 6.5" coated single piece carbon fiber  
 1" titanium diaphragm swivel  
 350 watts  
 4 Ω  
 45 - 20K Hz (+/-3 dB)  
 92dB (2.83 volts /1 meter, +3dB)  
 Black cloth  
 Satin black  
 45" (1143mm)H, 8.5" (216mm) W, 11" (280mm) D

Family: GRAND CANYON



## B23-265LCR

In-room 2-way  
 (2) 6.5" coated carbon fiber  
 ---  
 1" titanium diaphragm swivel  
 220 watts  
 4 Ω  
 45 - 20K Hz (+/-3 dB)  
 91dB (2.83 volts /1 meter, +3dB)  
 Black cloth  
 Satin Black  
 8.5" (216mm)H, 22" (559mm) W, 11" (280mm) D

Family: GRAND CANYON



## B23-BOOKSHELF

Bookshlef Speaker  
 6.5" coated carbon fiber  
 ---  
 1" titanium diaphragm swivel  
 200 watts  
 4 Ω  
 48 - 20K Hz (+/-3 dB)  
 90 dB  
 Black/White cloth  
 Satin Black or High Gloss White  
 14" (356mm) H, 8.5" (216mm) W, 11" (279mm)D

Family: GRAND CANYON



## B23-ATMOS

Easily add the Atmos experience to any TruAudio B23 Tower or Bookshelf.  
 6.5" coated carbon fiber  
 1" titanium diaphragm swivel  
 200 watts  
 4 Ω  
 48 - 20K Hz (+/-3 dB)  
 90 dB  
 Black/White cloth  
 Satin Black or High Gloss White  
 9" (229mm) H, 8.5" (216mm) W, 10" (254mm)D

Family: GRAND CANYON



CUSTOM FINISHES AVAILABLE



# REV Series



QUICK CONNECT COMPATIBLE

## REV8-LCR.1

**Speaker Type:** In-ceiling angled, LCR  
**Woofers:** 8" woven carbon fiber  
**Midrange:** (2) 2" carbon fiber, swivel bridge  
**Tweeter:** 1" titanium, swivel  
**Power:** 150 watts  
**Impedance:** 8 Ω  
**Freq Response:** 36 - 22k Hz (+/-3 dB)  
**Sensitivity:** 93 dB  
**EQ Adjustments:** Tweeter and woofer 0, -3, -6  
**Grill Type:** Ghost style, frameless black and white included  
**Finish Dims:** 12.3" (312 mm) diameter  
 6.9" (175 mm) deep  
 11" (279 mm) diameter  
**Cutout Dims:** 11" (279 mm) diameter  
**Family:** GRAND CANYON



QUICK CONNECT COMPATIBLE

## REV8-SUR.1

**Speaker Type:** In-ceiling angled, surround  
**Woofers:** 8" woven carbon fiber  
 ---  
**Tweeter:** (2) 1" titanium, swivel  
**Power:** 150 watts  
**Impedance:** 8 Ω  
**Freq Response:** 45 - 20k Hz (+/-3 dB)  
**Sensitivity:** 91 dB  
**EQ Adjustments:** Tweeter 0, -3, -6  
**Grill Type:** Ghost style, frameless black and white included  
**Finish Dims:** 12.3" (312 mm) diameter  
 6.9" (175 mm) deep  
 11" (279 mm) diameter  
**Cutout Dims:** 11" (279 mm) diameter  
**Family:** GRAND CANYON



QUICK CONNECT COMPATIBLE

## REV6-LCR.1

**Speaker Type:** In-ceiling angled, LCR  
**Woofers:** 6.5" woven carbon fiber  
**Midrange:** (2) 2" woven carbon fiber, swivel bridge  
**Tweeter:** 0.75" titanium, swivel  
**Power:** 125 watts  
**Impedance:** 8 Ω  
**Freq Response:** 37 - 22k Hz (+/-3 dB)  
**Sensitivity:** 91 dB  
**EQ Adjustments:** Tweeter & woofer 0, -3, -6  
**Grill Type:** Ghost style, frameless black and white included  
**Finish Dims:** 11" (279 mm) diameter  
 5.5" (140mm) deep  
 9.5" (241 mm) diameter  
**Cutout Dims:** 9.5" (241 mm) diameter  
**Family:** GRAND CANYON



QUICK CONNECT COMPATIBLE

## REV6-LCR.2

**Speaker Type:** In-ceiling angled, LCR  
**Woofers:** 6.5 woven carbon fiber  
 ---  
**Tweeter:** 0.75" titanium, swivel  
**Power:** 100 watts  
**Impedance:** 8 Ω  
**Freq Response:** 39 - 20k Hz (+/-3 dB)  
**Sensitivity:** 90 dB  
**EQ Adjustments:** Tweeter & woofer 0, -3, -6  
**Grill Type:** Ghost style, frameless black and white included  
**Finish Dims:** 11" (279 mm) diameter  
 5.5" (140mm) deep  
 9.5" (241 mm) diameter  
**Cutout Dims:** 9.5" (241 mm) diameter  
**Family:** GRAND CANYON



QUICK CONNECT COMPATIBLE

## REV6-SUR.1

**Speaker Type:** In-ceiling angled, surround  
**Woofers:** 6.5" woven carbon fiber  
 ---  
**Tweeter:** (2) 0.75" titanium, swivel  
**Power:** 125 watts  
**Impedance:** 8 Ω  
**Freq Response:** 39 - 20k Hz (+/-3 dB)  
**Sensitivity:** 90 dB  
**EQ Adjustments:** Tweeter 0, -3, -6  
**Grill Type:** Ghost style, frameless black and white included  
**Finish Dims:** 11" (279 mm) diameter  
 5.5" (140mm) deep  
 9.5" (241 mm) diameter  
**Cutout Dims:** 9.5" (241 mm) diameter  
**Family:** GRAND CANYON



QUICK CONNECT COMPATIBLE

## REV6P-LCR.1

**Speaker Type:** In-ceiling angled, LCR  
**Woofers:** 6.5" injected polypropylene  
**Midrange:** (2) 2" injected polypropylene  
**Tweeter:** 0.75" silk soft dome  
**Power:** 100 watts  
**Impedance:** 8 Ω  
**Freq Response:** 39 - 22k Hz (+/-3 dB)  
**Sensitivity:** 89 dB  
**EQ Adjustments:** ---  
**Grill Type:** Ghost style, frameless black and white included  
**Finish Dims:** 11" (279 mm) diameter  
 5.5" (140 mm) deep  
 9.5" (241 mm) diameter  
**Cutout Dims:** 9.5" (241 mm) diameter  
**Family:** POWELL



QUICK CONNECT COMPATIBLE

## REV6P-LCR.2

**Speaker Type:** In-ceiling angled, LCR  
**Woofers:** 6.5" injected polypropylene  
 ---  
**Tweeter:** 0.75" silk soft dome  
**Power:** 75 watts  
**Impedance:** 8 Ω  
**Freq Response:** 40 - 20K Hz (+/-3 dB)  
**Sensitivity:** 89 dB  
**EQ Adjustments:** ---  
**Grill Type:** Ghost style, frameless black and white included  
**Finish Dims:** 11" (279 mm) diameter  
 5.5" (140 mm) deep  
 9.5" (241 mm) diameter  
**Cutout Dims:** 9.5" (241 mm) diameter  
**Family:** POWELL



QUICK CONNECT COMPATIBLE

## REV6P-SUR.1

**Speaker Type:** In-ceiling angled, surround  
**Woofers:** 6.5" injected polypropylene  
 ---  
**Tweeter:** (2) 0.75" silk soft dome  
**Power:** 100 Watts  
**Impedance:** 8 Ω  
**Freq Response:** 45 - 20K Hz (+/-3 dB)  
**Sensitivity:** 89 dB  
**EQ Adjustments:** ---  
**Grill Type:** Ghost style, frameless black and white included  
**Finish Dims:** 11" (279 mm) diameter  
 5.5" (140 mm) deep  
 9.5" (241 mm) diameter  
**Cutout Dims:** 9.5" (241 mm) diameter  
**Family:** POWELL



TruWhite  
Micro-Perf Frameless  
Grills

### Optional:

Square grills  
for entire REV Series



Paintable

# REV Series



## CT-4

**Type:** Bookshelf speaker, rear ported  
**Woofers:** 4" coated glass fiber woofer  
**Tweeter:** 1" aluminum  
**Power:** 5 - 40 watts  
**Impedance:** 8 Ω  
**Freq Response:** 85 - 20K Hz (+/-3 dB)  
**Sensitivity:** 89 dB (2.83 v/1 meter, +3dB)  
**Grill Type:** Black cloth  
**Finish Dims:** 8.8" (224mm)H, 5.6" (142mm) W,  
 6.8" (173mm) D  
**Family:** UNIVERSAL



## SAT3

(black / white)  
**Type:** Satellite, 2-way  
**Woofers:** 3" coated paper cone  
**Tweeter:** 1" silk soft dome  
**Power:** 150 W  
**Impedance:** 4 Ω  
**Freq Response:** 60 - 18 kHz (+/-3 dB)  
**Sensitivity:** 89 dB  
**Grill Type:** Cloth  
**Finish Dims:** 4.5"(115mm)W, 5.5"(140mm)D,  
 5.5"(140mm)H  
**Family:** UNIVERSAL




## SAT3CC

(black / white)  
**Type:** Satellite, 2-way center channel  
**Woofers:** (2) 3" coated paper cone  
**Tweeter:** (2) 1" silk soft dome  
**Power:** 175 W  
**Impedance:** 4 Ω  
**Freq Response:** 60 - 18 kHz (+/-3 dB)  
**Sensitivity:** 90 dB  
**Grill Type:** Cloth  
**Finish Dims:** 8.4"(213mm)W, 5.5"(140mm)D,  
 5.5"(140mm)H  
**Family:** UNIVERSAL



## SAT3-5.1-CSUB

(black / white)  
**Type:** System Includes:  
 (4) Satellite speakers (SAT3 white or black)  
 (1) Center channel speaker (SAT3CC white or black)  
 (1) cSUB-8 compact powered subwoofer (black)  
**Family:** UNIVERSAL



# CT Series / SAT3 Series

# GHT Series



## GHT-55P

**Speaker Type:** In-wall LCR  
**Woofers:** (2) 5.25" injected poly  
**Tweeter:** 1" silk soft dome  
**Power:** 100 watts  
**Impedance:** 8 Ω  
**Freq Response:** 40 - 20k Hz (+/-3 dB)  
**Sensitivity:** 90 dB  
**EQ Adjustments:** Tweeter & woofer -3, 0, +3  
**Grill Type:** Ghost style, frameless black and white included  
**Finish Dims:** 14.1" (359mm) H, 8.5" (216mm) W, 3.6" (92mm) D  
**Cutout Dims:** 13" (330mm) H, 7.5" (191mm) W  
**Family:** POWELL



## GHT-SUR-P

**Speaker Type:** In-wall surround  
**Woofers:** 6.5" injected poly  
**Tweeter:** (2) 1" silk soft dome  
**Power:** 125 watts  
**Impedance:** 8 Ω  
**Freq Response:** 60 - 20k Hz (+/-3 dB)  
**Sensitivity:** 89dB  
**EQ Adjustments:** Tweeter & woofer -3, 0, +3  
**Grill Type:** Ghost style, frameless black and white included  
**Finish Dims:** 17" (432mm) H, 9.3" (237mm) W, 3.9" (99mm) D  
**Cutout Dims:** 15.8" (402mm) H, 8" (203mm) W  
**Family:** POWELL



## GHT-66P

**Speaker Type:** In-wall LCR  
**Woofers:** (2) 6.5" injected poly  
**Tweeter:** 1" silk soft dome, waveguide  
**Power:** 125 watts  
**Impedance:** 8 Ω  
**Freq Response:** 60 - 20k Hz (+/-3 dB)  
**Sensitivity:** 91dB  
**EQ Adjustments:** Tweeter & woofer -3, 0, +3  
**Grill Type:** Ghost style, frameless black and white included  
**Finish Dims:** 20.1" (511mm) H, 9.1" (231mm) W, 3.7" (94mm) D  
**Cutout Dims:** 18.9" (480mm) H, 8" (203mm) W  
**Family:** POWELL

# In-Ceiling Subwoofers



## BANDPASS SUBWOOFER

**Speaker Type:** Bandpass subwoofer  
**Woofers:** 12" aluminum  
**Power:** 350 watts  
**Impedance:** 4 Ω  
**Freq Response:** 35 - 120 Hz (+/-3 dB)  
**Sensitivity:** 88dB  
**Grill Type:** Ghost style, frameless  
**Finish Dims:** 17" (432mm) H, 17" (432mm) W, 11" (279mm) D  
**Family:** UNIVERSAL

### Optional



Toe Kick  
BP-KICK-SET



Square Grill  
Paintable



QUICK CONNECT  
COMPATIBLE

COMING SOON

## IC-SUB-8 PAIRS WITH D16 AMPLIFIER

**Speaker Type:** In-Ceiling Subwoofer  
**Driver:** 8" Polypropylene  
**Power:** 75-150W  
**Impedance:** 8Ω  
**Freq Response:** 38-140Hz  
**Max dB Output:** 98  
**Grill Type:** Ghost style, frameless  
**Tweeter:** None  
**Weight:** 6.7 lbs  
**Depth:** 7.9" (201 mm)  
**Cut Out Diameter:** 9.4" (238 mm)  
**Finish Diameter:** 10.6" (269 mm)  
**Family:** UNIVERSAL

# Trident / Trunami Series



## T-10BK-PAK

**Speaker Type:** Subwoofer, Sealed  
**Woofers:** 10", Aluminum cone  
**Power:** 250W RMS  
**Impedance:** 8 Ω  
**Freq Response:** 32 - 250 Hz (+/-3 dB)  
**Voice Coil:** --  
**Grill Type:** Magnetic white/black cloth  
**Finish Dims:** 15.4 (391mm) H, 15.8 (401mm) W, 6.9" (175mm) D (with base)  
**Cutout Dims:** 14.6 (371mm) H, 15.8 (401mm) W, 4.3" (109mm) D (cabinet only)  
**Room Size:** 200-550 sq. ft.  
**Includes:** (1) Trident Subwoofer  
**Family:** UNIVERSAL



## T-10BK-2PAK

**Speaker Type:** Subwoofer, Sealed  
**Woofers:** (2) 10", Aluminum cone  
**Power:** 500W RMS  
**Impedance:** 4 Ω  
**Freq Response:** 32-250 Hz (+/-3 dB)  
**Voice Coil:** --  
**Grill Type:** Magnetic white/black cloth  
**Finish Dims:** 15.4 (391mm) H, 15.8 (401mm) W, 6.9" (175mm) D (with base)  
**Cutout Dims:** 14.6 (371mm) H, 15.8 (401mm) W, 4.3" (109mm) D (cabinet only)  
**Room Size:** 400-700 sq. ft.  
**Includes:** (2) Trident Subwoofers  
**Family:** UNIVERSAL



## TRUNAMI-DSP-PAK

**Speaker Type:** Passive in-wall subwoofer  
**Woofers:** One 8" active driver and two 6.5" passive drivers  
**Power:** 250 watts  
**Impedance:** 8 Ω  
**Freq Response:** 32-180 Hz (+/-3dB)  
**Voice Coil:** 4-Layer copper  
**Grill Type:** Magnetic white cloth and paintable white included  
**Finish Dims:** 18.8" (478mm) H, 17.3" (439mm) W, 4.4" (112mm) D  
**Cutout Dims:** 17.4" (442mm) H, 14.4" (366mm) W, 3.9" (99mm) D  
**Room Size:** --  
**Includes:** (1) Trunami Subwoofer  
**Family:** UNIVERSAL



## TRUNAMI-DSP-2PAK

**Includes:**  
 (2) Trunami-SUB  
 (1) TRU-S500DSP Amplifier



## TRUNAMI-PAK

**Includes:**  
 (1) Trunami-SUB  
 (1) TRU-S350xi



**RM-12 SUB**

**Speaker Type:** Custom built powered subwoofer  
**Enclosure Design:** Front-firing, front slot port, internally braced  
**Driver:** 12" Black anodized aluminum cone, cast basket, long excursion, 2.5" 2-layer voice coil.  
**Power, Class A/B Amp:** 1000 watt internal amplifier  
**Freq Response Cabinet:** 27 - 250 Hz (+/-3 dB)  
**Real wood veneer, BUILT IN ST. GEORGE, UTAH**  
**Cabinet Dimensions:** 17.6" (447mm) H (including feet)  
 17.1" (434mm) W  
 18.8" (478mm) D (including grill and amp)  
**Grill Type:** Black cloth  
**Colors Available:** Black and white in stock, other colors available with 3 week lead times  
**Family:** RED MOUNTAIN



**CUSTOM FINISHES AVAILABLE**



**CSUB-12**

**Speaker Type:** Powered subwoofer  
**Enclosure Design:** Dual passive radiators tuned enclosure.  
**Driver:** 12" polymer bonded cellulose  
**Power:** 350 watts internal amplifier  
**Frequency Range, Crossover:** 20-200Hz (+/-3 dB)  
 40-200Hz continuously variable low pass  
**Boost:** 8dB@40Hz  
**Inputs:** 1) RCA L/R 2) LFE 3) High Level Input  
**Grill Type:** Black cloth  
**Cabinet Dimensions:** 14.9" (379mm) H, 15.2" (386mm) W, 15.8" (402mm) D  
**Certifications:** CE, RCM, TUV, FCC  
**Cabinet Finish:** Black semi-gloss  
**Family:** UNIVERSAL



**CSUB-10**

**Speaker Type:** Powered subwoofer  
**Enclosure Design:** Dual passive radiators tuned enclosure.  
**Driver:** 10" polymer bonded cellulose  
**Power:** 250 watts internal amplifier  
**Frequency Range, Crossover:** 25-200Hz (+/-3 dB)  
 40-200Hz continuously variable low pass  
**Boost:** 9dB@35Hz  
**Inputs:** 1) RCA L/R 2) LFE 3) High Level Input  
**Grill Type:** Black cloth  
**Cabinet Dimensions:** 13.1" (333mm) H, 13.4" (341mm) W, 13.9" (353mm) D  
**Certifications:** CE, RCM, TUV, FCC  
**Cabinet Finish:** Black semi-gloss  
**Family:** UNIVERSAL



**CSUB-8**

**Speaker Type:** Powered subwoofer  
**Enclosure Design:** (2) passive radiators (one per side), tuned enclosure.  
**Driver:** 8" polymer bonded cellulose  
**Power:** 150 watts internal amplifier  
**Frequency Range, Crossover:** 28-200Hz (+/-3 dB)  
 40-200Hz continuously variable low pass  
**Boost:** 8dB@40Hz  
**Inputs:** 1) RCA L/R 2) LFE 3) High Level Input  
**Grill Type:** Black cloth  
**Cabinet Dimensions:** 11.8" (300mm) H, 11.9" (303mm) W, 12.6" (320mm) D  
**Certifications:** CE, RCM, TUV, FCC  
**Cabinet Finish:** Black semi-gloss  
**Family:** UNIVERSAL



**SS-12**

**Speaker Type:** Front firing, slot port  
**Driver:** 12" coated cellulose composite  
**Power:** 250 watt internal amplifier  
**Frequency Range Crossover:** 25 - 140 Hz (+/-3 dB)  
 40-200 Hz continuously variable low pass  
**Inputs:** 1) RCA L/R 2) LFE 3) High Level Input  
**Grill Type:** Black cloth  
**Cabinet Dimensions:** 18.5" (470mm) H (including feet)  
 15" (381mm) W  
 17" (432mm) D (including grill and amp)  
**Certifications:** CE, RCM, TUV, FCC  
**Finish:** Black, matte paint, textured vinyl  
**Family:** UNIVERSAL



**SS-10**

**Speaker Type:** Front firing, slot port  
**Driver:** 10" coated cellulose composite  
**Power:** 150 watt internal amplifier  
**Frequency Range Crossover:** 30 - 150 Hz (+/-3 dB)  
 40-200 Hz continuously variable low pass  
**Inputs:** 1) RCA L/R 2) LFE 3) High Level Input  
**Grill Type:** Black cloth  
**Cabinet Dimensions:** 16" (407mm) H (including feet)  
 13.4" (340mm) W  
 16" (406mm) D (including grill and amp)  
**Certifications:** CE, RCM, TUV, FCC  
**Finish:** Black, matte paint, textured vinyl  
**Family:** UNIVERSAL



**SS-8**

**Speaker Type:** Front firing, slot port  
**Driver:** 8" coated cellulose composite  
**Power:** 100 watt internal amplifier  
**Frequency Range Crossover:** 33 - 190 Hz (+/-3 dB)  
 40-200 Hz continuously variable low pass  
**Inputs:** 1) RCA L/R 2) LFE 3) High Level Input  
**Grill Type:** Black cloth  
**Cabinet Dimensions:** 14.5" (368mm) H (including feet)  
 12" (305mm) W  
 14" (356mm) D (including grill and amp)  
**Certifications:** CE, RCM, TUV, FCC  
**Finish:** Black, matte paint, textured vinyl  
**Family:** UNIVERSAL



QUICK CONNECT COMPATIBLE

**GC-8**

- Speaker Type:** In-ceiling, 2 way
- Woofers:** 8" carbon fiber
- Tweeter:** 1" titanium, swivel
- Power:** 175 watts
- Impedance:** 8 Ω
- Freq Response:** 30 - 22K Hz. (+/-3 dB)
- Sensitivity:** 93 dB
- EQ Adjustments:** Tweeter & woofer 0, -3, -6
- Grill Type:** Ghost style, frameless
- Grill Material:** Powder coated galvanized steel
- Finish Dims:** 10.4" (265mm) diameter, 4.3" (109mm) deep
- Cutout Dims:** 9.9" (251mm) diameter

Family:



QUICK CONNECT COMPATIBLE

**GC-6**

- Speaker Type:** In-ceiling, 2 way
- Woofers:** 6.5" carbon fiber
- Tweeter:** 1" titanium, swivel
- Power:** 150 watts
- Impedance:** 8 Ω
- Freq Response:** 35 - 22K Hz. (+/-3 dB)
- Sensitivity:** 92 dB
- EQ Adjustments:** Tweeter & woofer 0, -3, -6
- Grill Type:** Ghost style, frameless
- Grill Material:** Powder coated galvanized steel
- Finish Dims:** 8.9" (226mm) diameter, 3.9" (99mm) deep
- Cutout Dims:** 8.2" (208mm) diameter



QUICK CONNECT COMPATIBLE

**GG-8**

- Speaker Type:** In-ceiling, 2 way
- Woofers:** 8" white glass fiber
- Tweeter:** 1" titanium, swivel
- Power:** 150 watts
- Impedance:** 8 Ω
- Freq Response:** 34 - 20k Hz (+/-3 dB)
- Sensitivity:** 91 dB
- EQ Adjustments:** Tweeter & woofer 0, -3, -6
- Grill Type:** Ghost style, frameless
- Grill Material:** Powder coated galvanized steel
- Finish Dims:** 10.4" (264mm) diameter, 4.4" (111mm) deep
- Cutout Dims:** 9.9" (251mm) diameter

Family:



QUICK CONNECT COMPATIBLE

**GG-6**

- Speaker Type:** In-ceiling, 2 way
- Woofers:** 6.5" white glass fiber
- Tweeter:** 1" titanium, swivel
- Power:** 125 watts
- Impedance:** 8 Ω
- Freq Response:** 43 - 20k Hz (+/-3 dB)
- Sensitivity:** 91 dB
- EQ Adjustments:** Tweeter & woofer 0, -3, -6
- Grill Type:** Ghost style, frameless
- Grill Material:** Powder coated galvanized steel
- Finish Dims:** 8.9" (226mm) diameter, 4" (101mm) deep
- Cutout Dims:** 8.2" (208mm) diameter



QUICK CONNECT COMPATIBLE

**GG-4**

- Speaker Type:** In-ceiling, 2 way
- Woofers:** 4.5" white glass fiber
- Tweeter:** 0.75" titanium, swivel
- Power:** 70 watts
- Impedance:** 8 Ω
- Freq Response:** 60 - 20k Hz (+/-3 dB)
- Sensitivity:** 90 dB
- EQ Adjustments:** Tweeter & woofer 0, -3, -6
- Grill Type:** Ghost style, frameless
- Grill Material:** Powder coated galvanized steel
- Finish Dims:** 7.4" (187mm) diameter, 3.8" (97mm) deep
- Cutout Dims:** 6.6" (167mm) diameter



QUICK CONNECT COMPATIBLE

**GGD-6**

- Speaker Type:** In-ceiling, dual voice coil
- Woofers:** 6.5" white glass fiber
- Tweeter:** (2) 0.75" titanium, swivel
- Power:** 150 watts
- Impedance:** 8 ohms
- Freq Response:** 34 - 20k Hz (+/-3 dB)
- Sensitivity:** 91 dB
- EQ Adjustments:** Tweeter & woofer 0, -3, -6
- Grill Type:** Ghost style, frameless
- Grill Material:** Powder coated galvanized steel
- Finish Dims:** 8.9" (226mm) diameter, 4" (101mm) deep
- Cutout Dims:** 8.2" (208mm) diameter



QUICK CONNECT COMPATIBLE

**GP-8**

- Speaker Type:** In-ceiling, 2 way
- Woofers:** 8" white polypropylene
- Tweeter:** 1" silk soft dome, swivel
- Power:** 125 watts
- Impedance:** 8 Ω
- Freq Response:** 42 - 20k Hz (+/-3 dB)
- Sensitivity:** 91 dB
- EQ Adjustments:** Tweeter & woofer 0, -3, -6
- Grill Type:** Ghost style, frameless
- Grill Material:** Powder coated galvanized steel
- Finish Dims:** 10.4" (264mm) diameter, 4.2" (106mm) deep
- Cutout Dims:** 9.9" (251mm) diameter

Family:



QUICK CONNECT COMPATIBLE

**GP-6**

- Speaker Type:** In-ceiling, 2 way
- Woofers:** 6.5" white polypropylene
- Tweeter:** 1" silk soft dome, swivel
- Power:** 100 watts
- Impedance:** 8 Ω
- Freq Response:** 51 - 20k Hz (+/-3 dB)
- Sensitivity:** 91 dB
- EQ Adjustments:** Tweeter & woofer 0, -3, -6
- Grill Type:** Ghost style, frameless
- Grill Material:** Powder coated galvanized steel
- Finish Dims:** 8.9" (226mm) diameter, 3.8" (96mm) deep
- Cutout Dims:** 8.2" (208mm) diameter



QUICK CONNECT COMPATIBLE

**GPD-6**

- Speaker Type:** In-ceiling, dual voice coil
- Woofers:** 6.5" white polypropylene
- Tweeter:** (2) 0.75" silk soft dome, swivel
- Power:** 100 watts
- Impedance:** 8 Ω
- Freq Response:** 52 - 20k Hz (+/-3 dB)
- Sensitivity:** 91 dB
- EQ Adjustments:** Tweeter & woofer 0, -3, -6
- Grill Type:** Ghost style, frameless
- Grill Material:** Powder coated galvanized steel
- Finish Dims:** 8.9" (226mm) diameter, 3.9" (99mm) deep
- Cutout Dims:** 8.2" (208mm) diameter



TruWhite  
Micro-Perf Frameless  
Grills

**Optional:**  
Square grills  
for entire Ghost Series



Paintable

# Phantom Series



QUICK CONNECT COMPATIBLE

## PG-8

**Speaker Type:** In-ceiling, 2 way  
**Woofers:** 8" glass fiber  
**Tweeter:** 1" titanium  
**Power:** 140 watts  
**Impedance:** 8 Ω  
**Freq Response:** 39 - 20k Hz (+/-3 dB)  
**Sensitivity:** 90 dB  
**Grill Type:** Ghost style, frameless  
**Grill Material:** Powder coated galvanized steel  
**Finish Dims:** 10.4" (265mm) diameter  
 3.9" (99mm) deep  
**Cutout Dims:** 9.7" (244mm) diameter  
**Family:** MEAD HUMIDITY RATED



QUICK CONNECT COMPATIBLE

## PG-6

**Speaker Type:** In-ceiling, 2 way  
**Woofers:** 6.5" glass fiber  
**Tweeter:** 1" titanium  
**Power:** 125 watts  
**Impedance:** 8 Ω  
**Freq Response:** 47 - 20k Hz (+/-3 dB)  
**Sensitivity:** 90 dB  
**Grill Type:** Ghost style, frameless  
**Grill Material:** Powder coated galvanized steel  
**Finish Dims:** 8.9" (226mm) diameter  
 3.9" (91mm) deep  
**Cutout Dims:** 8.2" (208mm) diameter  
**Family:** MEAD HUMIDITY RATED



QUICK CONNECT COMPATIBLE

## PDP-8

**Speaker Type:** In-ceiling, dual voice coil  
**Woofers:** 8" injected polypropylene  
**Tweeter:** (2) 1" silk soft dome  
**Power:** 120 watts  
**Impedance:** 8 Ω  
**Freq Response:** 50 - 20k Hz (+/- 3dB)  
**Sensitivity:** 89 dB  
**Grill Type:** Ghost style, frameless  
**Grill Material:** Powder coated galvanized steel  
**Finish Dims:** 10.4" (265mm) diameter  
 4" (101mm) deep  
**Cutout Dims:** 9.7" (244 mm) diameter  
**Family:** POWELL HUMIDITY RATED



TruWhite  
Micro-Perf Frameless  
Grills

**Optional:**  
Square grills  
for entire Phantom and  
Shadow Series



Paintable

# Phantom Series



QUICK CONNECT COMPATIBLE

## PP-8

**Speaker Type:** In-ceiling, 2 way  
**Woofers:** 8" injected polypropylene  
**Tweeter:** 1" silk soft dome  
**Power:** 120 watts  
**Impedance:** 8 Ω  
**Freq Response:** 42 - 20k Hz (+/-3 dB)  
**Sensitivity:** 90 dB  
**Grill Type:** Ghost style, frameless  
**Grill Material:** Powder coated galvanized steel  
**Finish Dimensions:** 10.4" (265mm) diameter  
 4" (101mm) deep  
**Cutout Dimension:** 9.7" (244mm) diameter  
**Family:** POWELL HUMIDITY RATED



QUICK CONNECT COMPATIBLE

## PP-6

**Speaker Type:** In-ceiling, 2 way  
**Woofers:** 6.5" injected polypropylene  
**Tweeter:** 1" silk soft dome  
**Power:** 90 watts  
**Impedance:** 8 Ω  
**Freq Response:** 52 - 20k Hz (+/-3 dB)  
**Sensitivity:** 90 dB  
**Grill Type:** Ghost style, frameless  
**Grill Material:** Powder coated galvanized steel  
**Finish Dims:** 8.9" (226mm) diameter  
 3.4" (86mm) deep  
**Cutout Dimension:** 8.2" (208mm) diameter  
**Family:** POWELL HUMIDITY RATED



QUICK CONNECT COMPATIBLE

## PP-4

**Speaker Type:** In-ceiling, 2 way  
**Woofers:** 4" injected polypropylene  
**Tweeter:** 0.75" silk soft dome  
**Power:** 55 watts  
**Impedance:** 8 Ω  
**Freq Response:** 65 - 20k Hz (+/-3 dB)  
**Sensitivity:** 89 dB  
**Grill Type:** Ghost style, frameless  
**Grill Material:** Powder coated galvanized steel  
**Finish Dims:** 7.5" (190mm) diameter  
 2.8" (71mm) deep  
**Cutout Dimension:** 6.6" (167mm) diameter  
**Family:** POWELL HUMIDITY RATED



QUICK CONNECT COMPATIBLE

## PDP-6

**Speaker Type:** In-ceiling, dual voice coil  
**Woofers:** 6.5" injected polypropylene  
**Tweeter:** (2) 0.75" silk soft dome  
**Power:** 100 watts  
**Impedance:** 8 Ω  
**Freq Response:** 55 - 20k Hz (+/-3 dB)  
**Sensitivity:** 89 dB  
**Grill Type:** Ghost style, frameless  
**Grill Material:** Powder coated galvanized steel  
**Finish Dims:** 8.9" (226mm) diameter  
 3.4" (86mm) deep  
**Cutout Dimension:** 8.2" (208mm) diameter  
**Family:** POWELL HUMIDITY RATED

# Shadow Series



QUICK CONNECT COMPATIBLE

## SP-8

**Speaker Type:** In-ceiling, 2 way  
**Woofers:** 8" polypropylene  
**Tweeter:** 1" mylar  
**Power:** 90 watts  
**Impedance:** 8 Ω  
**Freq Response:** 38 - 20k Hz (+/-3 dB)  
**Sensitivity:** 89 dB  
**Grill Type:** Ghost style, frameless  
**Grill Material:** Powder coated galvanized steel  
**Finish Dims:** 10.4" (265mm) diameter  
 3.6" (91mm) deep  
**Cutout Dims:** 9.7" (244mm) diameter  
**Family:** ARCHES HUMIDITY RATED



QUICK CONNECT COMPATIBLE

## SP-6

**Speaker Type:** In-ceiling, 2 way  
**Woofers:** 6.5" polypropylene  
**Tweeter:** 0.75" mylar  
**Power:** 75 watts  
**Impedance:** 8 Ω  
**Freq Response:** 53 - 20k Hz (+/-3 dB)  
**Sensitivity:** 89 dB  
**Grill Type:** Ghost style, frameless  
**Grill Material:** Powder coated galvanized steel  
**Finish Dims:** 8.9" (226mm) diameter  
 3.4" (86mm) deep  
**Cutout Dims:** 8.2" (208mm) diameter  
**Family:** ARCHES HUMIDITY RATED



TruWhite Micro-Perf Frameless Grill



QUICK CONNECT COMPATIBLE

**CP-8 LIMITED QUANTITY**

**Speaker Type:** In-ceiling, 2 way  
**Woofers:** 8" polypropylene  
**Tweeter:** 1" silk soft dome, swivel  
**Power:** 100 watts  
**Impedance:** 8 Ω  
**Freq Response:** 42 - 20k Hz (+/-3 dB)  
**Sensitivity:** 90 dB  
**Grill Type:** Micromesh, aluminum  
**Finish Dims:** 11" (280mm) diameter  
 3.5" (89mm) deep  
**Cutout Dims:** 9.8" (249mm) diameter

Family:



QUICK CONNECT COMPATIBLE

**CP-6**

In-ceiling, 2 way  
 6.5" polypropylene  
 0.75" silk soft dome, swivel  
 80 watts  
 8 Ω  
 52 - 20k Hz (+/-3 dB)  
 90 dB  
 Micromesh, aluminum  
 9.5" (241mm) diameter  
 3.1" (79mm) deep  
 8.3" (211mm) diameter



QUICK CONNECT COMPATIBLE

**CPD-6**

In-ceiling, dual voice coil  
 6.5" polypropylene  
 (2) 0.75" silk soft dome, swivel  
 80 watts  
 8 Ω  
 52 - 20k Hz (+/-3 dB)  
 90 dB  
 Micromesh, aluminum  
 9.5" (241mm) diameter  
 3.1" (79mm) deep  
 8.3" (211mm) diameter



LIMITED QUANTITY

**LC-8**

**Speaker Type:** In-ceiling, 2 way  
**Woofers:** 8" polypropylene  
**Tweeter:** 1" mylar  
**Power:** 75 watts  
**Impedance:** 8 Ω  
**Freq Response:** 40 - 20k Hz (+/- 3dB)  
**Sensitivity:** 89 dB  
**Grill Type:** Micromesh, aluminum  
**Finish Dims:** 11" (282mm) diameter  
 3.4" (86mm) deep  
**Cutout Dims:** 9.6" (244 mm) diameter

Family:



LIMITED QUANTITY

**LC-6**

In-ceiling, 2 way  
 6.5" polypropylene  
 0.75" mylar  
 60 watts  
 8 Ω  
 55 - 20k Hz (+/-3 dB)  
 88 dB  
 Micromesh, aluminum  
 9.5" (241mm) diameter  
 3" (76mm) deep  
 8.3" (211mm) diameter



**THIN-CEILING-P**

in-ceiling, 2-way  
 5" Injected polypropylene  
 1" silk soft dome  
 75 watts  
 8 Ω  
 65 - 20k Hz (+/-3 dB)  
 90 dB  
 Ghost style, frameless  
 6.8" (173mm) diameter  
 2.4"(61mm) deep  
 5.8" (147mm) diameter



LIMITED QUANTITY

**LW-6**

In-wall, 2 way  
 6.5" polypropylene  
 0.75" Mylar  
 60 watts  
 8 Ω  
 55 - 20k Hz (+/- 3 dB)  
 88 dB  
 Micromesh, aluminum  
 12" (305mm) H, 8.6" (219mm) W,  
 3" (76mm) D  
 11" (279mm) H, 7.5" (191mm) W



LIMITED QUANTITY

**IWP-8**

**Speaker Type:** In-wall, 2 way  
**Woofers:** 8" Injected polypropylene  
**Tweeter:** 1" silk soft dome, swivel  
**Power:** 125 watts  
**Impedance:** 8 Ω  
**Freq Response:** 41 - 20k Hz (+/-3 dB)  
**Sensitivity:** 90 dB

**Grill Type:** Micromesh, aluminum

**Finish Dims:** 14.1" (359mm) H, 10.1" (257mm) W,  
 3" (76mm) D

**Cutout Dims:** 12.8" (325mm) H, 8.8" (224mm) W

Family:



**IWP-6**

In-wall, 2 way  
 6.5" Injected polypropylene  
 1" silk soft dome, swivel  
 100 watts  
 8 Ω  
 55 - 20k Hz (+/-3 dB)  
 90 dB

**Grill Type:** Micromesh, aluminum

**Finish Dims:** 12.1" (308mm) H, 8.8" (224mm) W,  
 3" (76mm) D

**Cutout Dims:** 10.9" (277mm) H, 7.4" (188mm) W



**GPW-8**

In-wall, 2 way  
 8" white polypropylene  
 1" silk soft dome/Changable Waveguide  
 125 watts  
 8 Ω  
 40 - 20kHz (+/-3 dB)  
 90dB  
 Tweeter & woofer +3, 0, -3  
 Ghost Style, frameless

**Finish Dims:** 14.6" (371mm) H, 10.4" (264mm) W,  
 3.9" (99mm) D

**Cutout Dims:** 9.3" (236mm) H, 13.4" (340mm) W



**GPW-6**

In-wall, 2 way  
 6.5" white polypropylene  
 1" silk soft dome/Changable Waveguide  
 100 watts  
 8 Ω  
 45 - 20kHz (+/-3 dB)  
 89dB  
 Tweeter & woofer +3, 0, -3  
 Ghost Style, frameless

**Finish Dims:** 12.9" (328mm) H, 9.1" (233mm) W,  
 3.9" (99mm) D

**Cutout Dims:** 8" (203mm) H, 11.6" (295mm) W








IMAGE COURTESY OF SUMMIT SECURITY


## CUSTOM LENGTH SOUNDBARS



**Type:** Low profile custom length LCR, LR or CC soundbar  
**Woofer:** (3) 4.5" carbon fiber  
**Tweeter:** (3) 1" titanium  
**Passive Radiator:** (3) 4.5" carbon fiber  
**Power:** 125 watts (per ch) RMS  
**Impedance:** 8 Ω  
**Freq Response:** 90Hz - 22kHz (+/-3 dB)  
**Sensitivity:** 89 dB  
**Grill Type:** Cloth/aluminum black (silver optional)  
**Soundbar Width:** 62" to 82"  
**Dimensions:** 6.1" (155mm) H, 2.4" (61mm) D, 62" (1575mm) to 82" (2083mm)  
**Family:**  GRAND CANYON

**SB-CUSTOM-SC**  
**Type:** Low profile custom length LCR, LR or CC soundbar  
**Woofer:** (3) 4.5" carbon fiber  
**Tweeter:** (3) 1" titanium  
**Passive Radiator:** (3) 4.5" carbon fiber  
**Power:** 125 watts (per ch) RMS  
**Impedance:** 8 Ω  
**Freq Response:** 90Hz - 22kHz (+/-3 dB)  
**Sensitivity:** 89 dB  
**Grill Type:** Cloth/aluminum black (silver optional)  
**Soundbar Width:** 41.5" to 62"  
**Dimensions:** 6.1" (155mm) H, 2.4" (61mm) D, 41.5" (1054mm) to 62" (1575mm)  
**Custom cut length**  
**Family:**  GRAND CANYON

**SB-CUSTOM-LP**  
**Type:** Low profile custom length LCR, LR or CC soundbar  
**Woofer:** (3) 4.5" injected polypropylene  
**Tweeter:** (3) 1" silk soft dome  
**Passive Radiator:** (3) 4.5" injected polypropylene  
**Power:** 100 watts (per ch) RMS  
**Impedance:** 8 Ω  
**Freq Response:** 110Hz - 20kHz (+/-3 dB)  
**Sensitivity:** 88 dB  
**Grill Type:** Cloth/aluminum black (silver optional)  
**Soundbar Width:** 62" to 82"  
**Dimensions:** 6.1" (155mm) H, 2.4" (61mm) D, 62" (1575mm) to 82" (2083mm)  
**Custom cut length**  
**Family:**  POWELL

**SB-CUSTOM-SP**  
**Type:** Low profile custom length LCR, LR or CC soundbar  
**Woofer:** (3) 4.5" injected polypropylene  
**Tweeter:** (3) 1" silk soft dome  
**Passive Radiator:** (3) 4.5" injected polypropylene  
**Power:** 100 watts (per ch) RMS  
**Impedance:** 8 Ω  
**Freq Response:** 110 Hz - 20kHz (+/-3 dB)  
**Sensitivity:** 88 dB  
**Grill Type:** Cloth/aluminum black (silver optional)  
**Soundbar Width:** 41.5" to 62"  
**Dimensions:** 6.1" (155mm) H, 2.4" (61mm) D, 41.5" (1054mm) to 62" (1575mm)  
**Custom cut length**  
**Family:**  POWELL



**CUSTOM LENGTH TO MATCH ANY SCREEN**



**Front Wire Pass-Through**



### SB-CUSTOM-TVB

Flatscreen Mounting Bracket  
 Mount any Custom Length Soundbar to any flatscreen TV

# CUSTOM POWERED SOUNDBAR



**CUSTOM LENGTH**  
42.9"- 58" or 61.9"- 68"



*High Powered Amp with  
Carbon Fiber Extended  
Bass Response Woofers*



*Analog & Digital Inputs | Bluetooth  
IR Learn | Remote Control  
Built-in Wireless Sub Transmitter*



## SB-CPSB-C

**Type:** Low profile custom length powered soundbar  
**Woofer:** (2) 4.5" carbon fiber  
**Tweeter:** (2) 1" titanium  
**Passive Radiator:** (2) 4.5" carbon fiber  
**Power:** 110-240V, 50-60Hz  
**Impedance:** 8 Ω  
**Freq Response:** 70Hz - 22kHz (+/-3 dB)  
**Speaker Output:** Internal amplifier, 2x30W  
**Inputs:** Toslink (optical), Bluetooth, AUX 3.5mm analog  
**Bluetooth Version:** v.4.2  
**Grill Type:** Cloth/aluminum black (silver optional)  
**Soundbar Height:** 6.1" (155mm)  
**Soundbar Depth:** 2.4" (61mm) D.  
**Soundbar Width:** 42.9"-57.9" (1090-1473mm) or 61.0-68" (1549-1727mm)

**Family:**  GRAND CANYON

## SB-CPSB-P

**Type:** Low profile custom length powered soundbar  
**Woofer:** (2) 4.5" polypropylene  
**Tweeter:** (2) 1" silk dome  
**Passive Radiator:** (2) 4.5" polypropylene  
**Power:** 110-240V, 50-60Hz  
**Impedance:** 8 Ω  
**Freq Response:** 70Hz - 22kHz (+/-3 dB)  
**Speaker Output:** Internal amplifier, 2x30W  
**Inputs:** Toslink (optical), Bluetooth, AUX 3.5mm analog  
**Bluetooth Version:** v.4.2  
**Grill Type:** Cloth/aluminum black (silver optional)  
**Soundbar Height:** 6.1" (155mm)  
**Soundbar Depth:** 2.4" (61mm) D.  
**Soundbar Width:** 42.9"-57.9" (1090-1473mm) or 61.0-68" (1549-1727mm)

**Family:**  POWELL



## SB-CPSB-RX

Optional wireless subwoofer receiver. Seamlessly pair any TruAudio subwoofer to the Custom Powered Soundbar.



## SB-CUSTOM-TV B

Flatscreen Mounting Bracket Mount any Custom Length Soundbar to any flatscreen TV







Soundbars



**SLIM-300G**  
**Type:** Low profile soundbar  
**Woofers:** (6) 3.5" black glass fiber  
**Tweeters:** (3) 1" aluminum dome  
**Power:** 75 Watts (per ch)  
**Impedance:** 8 Ω  
**Freq Response:** 100 - 20k Hz (+/-3 dB)  
**Sensitivity:** 90 dB  
**Grill Type:** Black cloth  
**Dimensions:** 42" (1067mm) W, 5.9" (150mm) H, 2.2" (56mm) D

**Family:**  MEAD

**SLIM-100G**  
**Type:** Low profile LCR speaker  
**Woofers:** (2) 3.5" black glass fiber  
**Tweeters:** 1" aluminum dome  
**Power:** 75 Watts (per ch)  
**Impedance:** 8 Ω  
**Freq Response:** 100 - 20k Hz (+/-3 dB)  
**Sensitivity:** 90 dB  
**Grill Type:** Black cloth  
**Dimensions:** 14.8" (376mm) W, 5.9" (150mm) H, 2.2" (56mm) D

**Family:**  MEAD

Soundbar Accessories



**SLIM-STAND**  
 Three position speaker stand for SLIM-300, & SLIM-100



**SLIM-TV**  
 Flatscreen Bracket - Universal mounting bracket for TV and for SLIM-300G and SLIM-100G.

# Acoustiscape Series



NEW

IP66

## AS-3

**Speaker Type:** Landscape outdoor, 2-way  
**Woofers:** 8" molded polypropylene  
**Tweeter:** 1" silk soft dome  
**Power:** 64 watts  
**Impedance:** 8 Ω or 70V/100V  
**70v Taps:** 4, 8, 16, 32, 64W  
**100v Taps:** 8-64W selectable  
**Freq Response:** 40 - 20k Hz (+/- 3dB)  
**Sensitivity:** 88 dB  
**Grill Type:** Aluminum mesh  
**Mounting:** Ground stake, (Optional wall base)  
**Finish Dims:** 10" (254mm) L, 8.5" (216mm) Diameter

Family:



IP66

## AS-2

**Speaker Type:** Landscape outdoor, 2-way  
**Woofers:** 6.5" molded polypropylene  
**Tweeter:** 1" silk soft dome  
**Power:** 50 watts  
**Impedance:** 8 Ω or 70V/100V  
**70v Taps:** 3, 6, 13, 25, 50W  
**100v Taps:** 6W - 50W selectable  
**Freq Response:** 60 - 20k Hz (+/- 3dB)  
**Sensitivity:** 88 dB  
**Grill Type:** Aluminum mesh  
**Mounting:** Ground stake, (Optional wall base)  
**Finish Dims:** 9.4" (239mm) L, 7.7" (196mm) Diameter



IP66

## AS-1

**Speaker Type:** Landscape outdoor, 2-way  
**Woofers:** 4.5" molded polypropylene  
**Tweeter:** 0.75" silk soft dome  
**Power:** 30 watts  
**Impedance:** 8 Ω or 70V/100V  
**70v Taps:** 2, 4, 8, 15, 30W  
**100v Taps:** 6W - 30W selectable  
**Freq Response:** 80 - 20k Hz (+/- 3dB)  
**Sensitivity:** 85 dB  
**Grill Type:** Aluminum mesh  
**Mounting:** Ground stake, (Optional wall base)  
**Finish Dims:** 6.9" (175mm) L, 5.4" (137mm) Diameter



IP66

## AS-360

**Speaker Type:** Landscape outdoor, 2-way  
**Woofers:** 6.5" molded polypropylene  
**Tweeter:** (3) 1" silk soft dome  
**Power:** 50 watts  
**Impedance:** 8 Ω or 70V/100V  
**70v Taps:** 3, 6, 13, 25, 50W  
**Freq Response:** 60 - 20k Hz (+/- 3dB)  
**Sensitivity:** 88 dB  
**Grill Type:** Aluminum mesh  
**Mounting:** Ground/Wall mount and stake included  
**Finish Dims:** 8.3" (211mm) Diameter, 9.5" (241mm) H



# UltraScape Series



IP66

## ULTRA-ST-8

\*Sold exclusively in packages

**Subwoofer:** (1) 8" injected polypropylene burial subwoofer  
**Satellite Speaker:** (4) 4.5" molded polypropylene landscape speaker  
**Power Handling:** 80 watts min; 150 watts (system)  
**Impedance:** 6 Ω  
**Freq Response:** 45 - 20kHz (+/- 3 dB)  
**Sensitivity:** 88 dB  
**Input:** 2 channel audio signal in  
**Enclosure:** Fiberglass reinforced plastic (subwoofer)  
**Sub Dimensions:** H: 26" (662 mm), W: 16.5" (419mm), L: 24" (610 mm)  
**Speaker Dimensions:** H 5.4" (136mm), Diameter: 6.9" (175mm)  
**Coverage:** 1,200 sq. ft.



IP66

## ULTRA-HS-8

\*Sold exclusively in packages

**Subwoofer:** (1) 8" injected polypropylene hardscape subwoofer  
**Satellite Speaker:** (4) 4.5" molded polypropylene landscape speaker  
**Power Handling:** 80 watts min; 150 watts (system)  
**Impedance:** 6 Ω  
**Freq Response:** 45 - 20kHz (+/- 3 dB)  
**Sensitivity:** 88 dB  
**Input:** 2 channel audio signal in  
**Enclosure:** Fiberglass reinforced plastic (subwoofer)  
**Sub Dimensions:** H: 12.1" (308 mm), W: 11.9" (301mm), L: 11.9" (301 mm)  
**Satellite:** H 5.4" (136mm), Diameter: 6.9" (175mm)  
**Coverage:** 1,200 sq. ft.



IP66

## ULTRA-HS-8-T100

Includes:

- (1) ULTRA-HS-8
- (1) T100



IP66

## ULTRA-ST-8-T100

Includes:

- (1) ULTRA-ST-8
- (1) T100





IP66

### ST-SUB-12.2

**Speaker Type:** Underground Subwoofer  
**Woofers:** 12" injected polypropylene  
**Power:** 400 watts  
**Impedance:** 4 Ω or 70V  
**70v Taps:** 200W  
**Freq Response:** 28 - 90 Hz (+/- 3dB)  
**Sensitivity:** 89 dB  
**Colors:** Green  
**Finish Dims:** 24.7" (627mm) L, 21.6" (549mm) W, 33.7" (856mm) H w/port

Family:



IP66

### ST-SUB-10.2

**Speaker Type:** Underground Subwoofer  
**Woofers:** 10" injected polypropylene  
**Power:** 250 watts  
**Impedance:** 4 Ω  
**70v Taps:** ---  
**Freq Response:** 40 - 85 Hz (+/- 3dB)  
**Sensitivity:** 88 dB  
**Colors:** Yellow  
**Finish Dims:** 18.9" (480mm) L, 16.5" (419mm) W, 28.7" (729mm) H w/port



IP66

### HS-SUB-12BR/TN

**Speaker Type:** Outdoor subwoofer  
**Woofers:** 12" polypropylene  
**Power:** 350 watts  
**Impedance:** 4 Ω/70v  
**70v Taps:** 200 watts  
**Freq Response:** 36 - 150 Hz  
**Sensitivity:** 90dB  
**Colors:** Brown or Tan  
**Finish Dims:** 16.5" (419mm) H, 15.6" (396mm) W, 15.6" (396mm) D



## SubTerrain Series / Hardscape Sub

## PREFERRED PACKAGES

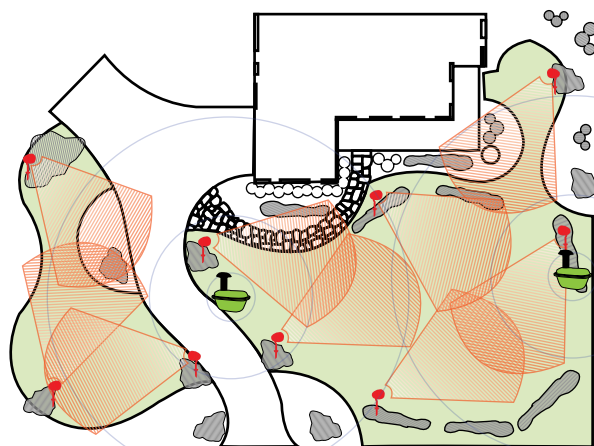


SUBT12-PAKCROWN-AS2-8



SUBT-PAKCROWN-AS2-6

## FREE SYSTEM DESIGN SERVICES



# Elements Series



**OP-8.2 WT/BK**  
**Speaker Type:** Outdoor, 2 way  
**Woofers:** 8" polypropylene  
**Tweeter:** 1" silk dome  
**Power:** 150 watts  
**Impedance:** 8 Ω  
**Freq Response:** 40 - 20k Hz (+/- 3dB)  
**Sensitivity:** 90 dB  
**Grill Type:** aluminum  
**Mounting:** Swivot Technology with U bracket  
**Colors Available:** Black, white  
**Cabinet Size:** 13.8" (351mm) H  
 10" (254mm) W  
 8.8" (224mm) D  
**Family:**



**OP-6.2 WT/BK**  
**Speaker Type:** Outdoor, 2 way  
**Woofers:** 6.5" polypropylene  
**Tweeter:** 1" silk dome  
**Power:** 120 watts  
**Impedance:** 8 Ω  
**Freq Response:** 50 - 20k Hz (+/- 3dB)  
**Sensitivity:** 90 dB  
**Grill Type:** aluminum  
**Mounting:** Swivot Technology with U bracket  
**Colors Available:** Black, white  
**Cabinet Size:** 12" (305mm) H  
 7.6" (193mm) W  
 7" (178mm) D  
**Family:**



**RK-8 GY/TN**  
**Speaker Type:** Outdoor, 2 way rock speaker  
**Woofers:** 8" polypropylene  
**Tweeter:** 1" titanium  
**Power:** 150 watts  
**Impedance:** 8 Ω  
**Freq Response:** 40 - 20k Hz (+/- 3dB)  
**Sensitivity:** 90 dB  
**Grill Type:** Rock-shaped micromesh  
**Mounting:** ---  
**Colors Available:** Gray, tan  
**Cabinet Size:** 11.8" (300mm) H  
 15" (381mm) W  
 12.3" (312mm) D  
**Family:**



**OL-5 WT/BK**  
**Speaker Type:** Outdoor, 2 way  
**Woofers:** 5.25" polypropylene  
**Tweeter:** 0.75" titanium  
**Power:** 80 watts  
**Impedance:** 8 Ω  
**Freq Response:** 60 - 20k Hz (+/- 3dB)  
**Sensitivity:** 89 dB  
**Grill Type:** Aluminum mesh  
**Mounting:** ---  
**Colors Available:** Black, white  
**Cabinet Size:** 10.3" (262mm) H  
 7.3" (185mm) W  
 6.5" (165mm) D  
**Family:**



# Outdoor Demo Kit



- Includes:**  
 (1) CROWN CDi 1000 AMP  
 (4) AS-2  
 (1) HS-SUB-12  
 (1) Bluetooth Receiver  
 (2) Heavy Duty Pelican Cases  
 Custom Cut Foam  
 Pre-Wired





Digital Amplifier

**A75**  
**Channels:** 12 channels, 6 zones  
**Power Output, Continuous:** 75 watts/ch @ 8 Ω  
 80 watts/ch @ 4 Ω  
**Bridged Power Output:** 150 watts/ch @ 8 Ω  
**Power Requirements:** AC 100-120V 60Hz / AC220-240V  
 50 Hz Auto Switching  
**Inputs:** 2-Global Ins (BUS), 2-Global Outs (BUS),  
 6-Local Inputs  
**Impedance:** 4-8 Ω  
**Dimensions:** 3.4" (86mm)H,  
 19" (483mm)W (with rack ears),  
 14.7" (373mm) D  
**Weight:** 20 lbs  
**Rack Mount:** Includes rack ears, 2U  
**Certifications:** CE, CB, NRT, FCC, CE-EMC, ERP  
**Family:** UNIVERSAL

**AMP-3512**  
**Channels:** 12 channels, 6 zones  
 35 watts/ch @ 8 Ω  
**Power Output, Continuous:** 70 watts/ch @ 8 Ω  
 115v / 230v  
**Inputs:** 2-Global Ins (BUS), 2-Global Outs (BUS),  
 6-Local Inputs  
**Impedance:** 4-8 Ω  
**Dimensions:** 3.9" (99mm)H,  
 16.4" (417mm)W,  
 14.5" (368mm) D  
**Weight:** 27.5 lbs  
**Rack Mount:** Includes rack ears, 2U  
**Certifications:** ETL, CE (or CB scheme)  
**Family:** UNIVERSAL

**TRU-S350xi**  
**Channels:** Mono sub amplifier  
 250 watts @ 8 ohms (per channel)  
**Power Output, Continuous:** 350 watts @ 4 ohms (per channel)  
 115v / 130v  
**Inputs:** LFE, 2- Pre-Amp, Line Level  
 (Left & Right), Stereo High Level  
**Impedance:** 4-8 Ω  
**Dimensions:** 3.3" (84mm) H  
 16.5" (419 mm) W  
 13.5" (343 mm) D  
**Weight:** 15 lbs.  
**Rack Mount:** Includes rack ears, 2U  
**Certifications:** TUV, CAN/CSA, CE, RCM  
**Family:** UNIVERSAL

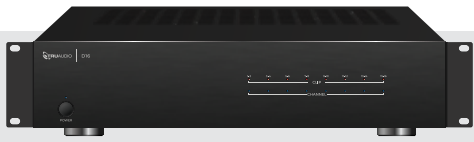


**TRU-S500DSP**  
**Channels:** Mono channel sub amplifier  
**Subwoofer Presets:** Trident, Trunami, SubTerrain Series,  
 BP-SUB-12, HS-SUB-12  
**Power Output, Continuous:** 250 watts (RMS @ 8ohms)  
 500 watts/ch @ 4 ohms  
**Bridged Power Output:** ---  
**Power Requirements:** 115v / 230v  
**Impedance:** 4-8 Ω  
**Dimensions:** 1.8" (46mm) H  
 19" (483mm) W  
 10.4" (264mm) D  
**Weight:** 16 lbs.  
**Rack Mount:** Includes rack ears, 1U  
**Certifications:** EU, CE, ETL, RCM  
**Family:** UNIVERSAL

**AMP-440**  
**Channels:** 4 channels, 2 zones  
 ---  
**Power Output, Continuous:** 40 watts/ch @ 8 ohms  
**Power Requirements:** 80 watts  
 115v / 230v  
**Impedance:** 4 - 8 Ω  
**Dimensions:** 1.5" (38mm) H  
 7.9" (201mm) W  
 8.7" (221mm) D  
**Weight:** 4.5 lbs.  
**Rack Mount:** Includes rack ears, 1U  
**Certifications:** UL, CE, CAN/CSA  
**Family:** UNIVERSAL

**T100**  
**Channels:** 2 Channels  
 ---  
**Power Output, Continuous:** 100 watts/ch @ 8 ohms  
 150 watts/ch @ 4 ohms  
 275 watts @ 8 ohms  
**Power Requirements:** 120v / 240v  
**Impedance:** 4 - 8 Ω  
**Dimensions:** 1.75" (44mm) H  
 7.8" (200mm) W  
 10.3 (260mm)  
**Weight:** 4.5 lbs.  
**Certifications:** CE, FCC  
**Family:** UNIVERSAL

**T50**  
**Channels:** 2 channels  
 ---  
**Power Output, Continuous:** 50 watts/ch @ 8 ohms  
 60 watts/ch @ 4 ohms  
 100W @ 8 ohm / 60W @ 8 ohm  
 120V - 240V @ 50Hz - 60Hz A/C  
**Impedance:** 4 - 8 Ω  
**Dimensions:** 1.75" (44.5mm) H  
 6.5" (132mm)W  
 5.2" (132mm) D  
**Weight:** 2.25 lbs  
**Certifications:** CE, FCC  
**Family:** UNIVERSAL



COMING SOON

**D16**  
**Channels:** 16 channels, 8 zones Class D Amplifier  
**Subwoofer Outputs:** 8 RCA outputs  
**Subwoofer Crossover:** 40-140Hz  
**Power Output, Continuous:** 75 watts/ch @ 8 Ω all channels driven  
 150 watts/ch @ 4 Ω  
**Bridged Power Output:** 150 watts/ch @ 8 Ω  
**Power Requirements:** AC 100-120V 60Hz / AC220-240V 50Hz  
 Manual Switching  
**Inputs:** A&B Bus in and out,  
**Impedance:** 4-8 Ω  
**Dimensions:** 4.2" (105mm)H,  
 16.8" (427mm)W,  
 13.5" (343mm) D (w/RCA ports)  
**Weight:** 35.15 lbs  
**Rack Mount:** Includes rack ears, 2U  
**Certifications:** CE, CB, NRT, FCC, CE-EMC, ERP  
**Family:** UNIVERSAL



**D16 KEY FEATURES**

- 8 Subwoofer RCA outputs
- Gain knob per zone
- Line in per zone
- Stereo/Bridge switch per pair
- Speaker level subwoofer out with adjustable subwoofer crossover



QUICK CONNECT COMPATIBLE

COMING SOON

**IC-SUB-8**  
**Speaker Type:** In-Ceiling Subwoofer  
**Driver:** 8" Polypropylene  
**Power:** 75-150W  
**Impedance:** 8Ω  
**Frequency Response:** 38-140Hz  
**Max dB Output:** 98  
**Grill Type:** Ghost style, frameless  
**Tweeter:** None  
**Weight:** 6.7 lbs  
**Depth:** 7.9" (201 mm)  
**Cut Out Diameter:** 9.4" (238 mm)  
**Finish Diameter:** 10.6" (269 mm)  
**Family:** UNIVERSAL



Commercial



**BD-8 WT/BK**  
**Speaker Type:** Pendant, 2-way  
**Woofers:** 8" molded polypropylene  
**Tweeter:** 1" silk soft dome  
**Power:** 125 watts  
**Impedance:** 8 Ω or 70V/100V  
**70v Taps:** 4, 8, 15, 30, 60W  
**100v Taps:** 8, 15, 30, 60W  
**Freq Response:** 42 - 20k Hz (+0/-3 dB)  
**Sensitivity:** 90 dB  
**Grill Type:** Aluminum mesh  
**Colors Available:** Black, white  
**Mounting:** Gripple with cable  
**Finish Dims:** Height: 12.6" (320mm)  
 Width: 12.3" (312mm)  
 Depth: 17" (432mm)



**OL-70v-6BK/WT**

**Outdoor 70v**  
 6.5" polypropylene  
 1" silk  
 30 watts  
 70v/100v  
 2, 4, 8, 15, 30W  
 4, 8, 15, 30W  
 60 - 20k Hz (+/-3 dB)  
 86 dB  
 Aluminum mesh  
 Black, White  
 U bracket  
 11.9" (303mm) diameter  
 8.5" (215mm) deep  
 7.5" (191mm) diameter

Family:



Commercial



Back Box Included



Now with Ghost Style Grill  
 Metal Back Box Included


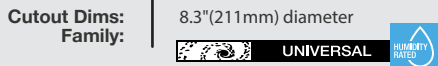


**CL-70v-6**  
**Speaker Type:** In-Ceiling 70v 2-way  
**Woofers:** 6.5" polypropylene  
**Tweeter:** 0.75" PEI  
**Power:** 60 watts  
**Impedance:** 8 Ω or 70v/100v  
**70v Taps:** 2.5, 5, 10, 15, 25W  
**100v Taps:** 5, 10, 15, 25W  
**Freq Response:** 60 - 20k Hz (+/-3 dB)  
**Sensitivity:** 88 dB  
**Grill Type:** Aluminum mesh  
**Colors Available:** White  
**Mounting:** ---  
**Finish Dims:** 9.5" (241mm) diameter  
 5.9" (150mm) deep  
**Cutout Dims:** 8.3" (211mm) diameter

**CL-70v-6UL**  
**In-Ceiling 70v 2-way**  
 6.5" polypropylene  
 0.75" PEI  
 60 watts  
 8 Ω or 70v/100v  
 2.5, 5, 10, 15, 25W  
 5, 10, 15, 25W  
 60 - 20k Hz (+/-3 dB)  
 88 dB  
 Ghost style, frameless  
 White  
 10.4" (264mm) diameter  
 9" (229mm) deep  
 8.8" (224mm) diameter



**IC-1X2-70V**  
**Drop-In ceiling 70v speaker**  
 8" pressed cellulose  
 0.75" PEI  
 80 watts  
 8 Ω or 70V  
 0.25W - 4W selectable  
 ---  
 110Hz - 20kHz (+/-3 dB)  
 94 dB  
 Aluminum mesh  
 White  
 ---  
 12.25" (311mm) H,  
 24" (610mm) W,  
 5" (127mm) D  
 ---





Faceplate Options  
Paintable White,  
Piano Gloss Black

**Material/Finish:**  
**Supported Tablets:**  
**POE Injector and Receiver:**  
**Mounting Depth:**  
**Dog-Ear Clamping Range:**  
**Cutout Dimensions:**  
**Overall Dimensions:**  
**Finish Dimensions:**

**PM-IWB-A7.2-WP-INRX**  
Paintable Matte White  
iPad mini 4, iPad mini 5 (2019)  
Included (330' max)  
0.5" (13mm)  
0.5" (13mm) to 0.8" (20mm)  
6.1" (155mm) W, 9.1" (231mm) H  
7" (178mm) W, 10" (254mm) H,  
1.2" (30mm) D  
7" (178mm) W, 10" (254mm) H,  
0.1" (3mm) D

**PM-POE-KIT**  
Includes:  
(1) PM-POE-RX  
(1) PM-POE-IN  
**PM-POE-RX**  
330' (100m) Charging Distance  
**PM-POE-IN**  
330' (100m) Charging Distance



**UC-HDMI2.0**

UL Certified CL3 flame retardant PVC jacket  
High-density triple-layer shielding protects against radio frequency noise up to 1 Ghz  
Stranded tinned copper conductors ensure high signal strength/data transfer  
Grip connector increases connector reliability  
Length: 1.5', 3', 6', 10', 15', 25', 40' 50'



LIMITED QUANTITIES



C-HDMI-PS090  
90° HDMI Cable adapter



C-HDMI-PS270  
270° HDMI Cable adapter



**GHOST STYLE GRILL**  
**R8G DUMMY**  
8" round dummy speaker  
Blank speaker frame & frameless Ghost style grill  
Grill includes thin layer of dacron  
All TruAudio 8" in-ceiling speakers & REV6  
Includes NO drivers or crossover  
**Finish Dims:** 10.7" (272mm) diameter  
4" (102mm) deep  
**Cutout Dims:** 9.8" (249mm) diameter

**GHOST STYLE GRILL**  
**R6G DUMMY**  
6.5" round dummy speaker  
Blank speaker frame & frameless Ghost style grill  
Grill includes thin layer of dacron  
All TruAudio 6.5" in-ceiling speakers  
Includes NO drivers or crossover  
**Finish Dims:** 9.5" (241mm) diameter  
3.1" (79mm) deep  
**Cutout Dims:** 8.1" (206mm) diameter

**VCS-100-AIW**  
Slider type control  
100 watt stereo volume control  
Impedance matching  
Décor style faceplate  
Colors: white, almond, ivory  
**VCK-100-AIW**  
Rotary knob type control  
100 watt stereo volume control  
Impedance matching  
Décor style faceplate  
Colors: white, almond, ivory

**VCK-70v-100AIW**  
Rotary knob type control  
volume control with 25W-100W max speaker load at 70v  
Décor style faceplate  
Colors: white, almond, ivory


# Rough-In Rings



RC-6 & RC-8/REV6



RW-B23



B-70

## RC-4

All 4" in-ceiling (round) models  
One center ring, two wings,  
insulation guard, wing span:  
34" (864mm)  
6.6" (168mm)

## RC-6

All 6.5" in-ceiling (round) models,  
One center ring, two wings,  
insulation guard, wing span:  
35.9"(912mm)  
8.1" (206mm) diameter



## RC-6UL

CL-70v-6UL  
One center ring, two wings,  
insulation guard, wing span:  
35.9"(912mm)  
8.8" (224mm) diameter

## RC-8 / REV6

All 8" in-ceiling (round)  
models, REV6, and REV6P  
One center ring, two wings,  
insulation guard, wing span:  
37.5" (953mm)  
9.75" (248mm)



## RC-REV8

All REV8 in-ceiling (round) models,  
REV8-LCR.1, REV8-LCR.2,  
REV8-SUR.1  
One center ring, two wings,  
insulation guard, wing span:  
39" (991mm)  
11.1" (282mm)

## RW-55

GHT-55P  
Two mesh aluminum wings, one  
center ring, wing span:  
35.4" (899mm)  
13" (330mm) H,  
7.4" (188mm) W

## RW-6

LW-6, IWP-6  
One center ring, two wings,  
insulation guard, wing span:  
24" (610 mm)  
10.8" (274mm) H,  
7.25" (184mm) W

## RW-8

IWP-8  
One center ring, two wings,  
insulation guard, wing span:  
24" (610 mm)  
13" (330mm) H,  
8.9" (226mm) W

## RW-G6

GPW-6  
One center ring, two wings,  
insulation guard, wing span:  
24" (610mm)  
13.5" (343mm) H,  
9.5" (241mm) W

## RW-G66

6.5" HT Ghost in-wall speakers  
(GHT-66P and GHT-66G)  
One center ring, two wings,  
insulation guard, wing span:  
40" (1016mm)  
19" (483mm) H,  
8" (203mm) W

## RW-TRUNAMI

TRUNAMI  
Two piece pre-construction metal  
rings to fit between a 16" on center  
studs. Sold as a set.  
17.4" (442mm) H  
14.4" (366mm) W

## RW-G8

GPW-8  
Two mesh aluminum wings, one  
center ring, wing span:  
42" (1067mm)  
13.4" (340mm) H,  
9.3" (236mm) W

## RW-GSUR

6.5" Ghost HT in-wall speakers  
(GHT-SUR-G and GHT-SUR-P)  
One center ring, two wings,  
insulation guard, wing span:  
40" (1016 mm)  
15.8" (401mm) H,  
8" (203mm) W

## RW-B23

B23-465, B23-265 & B23-265SUR  
Top and bottom and two side  
frames, Adjustable for use with  
either the 265 or 465 models.  
39.6" (1006mm)  
24.2" (614mm) H,  
12.4" (314mm) W

## B-6UL

CL-70v6UL  
Metal cross members and open  
metal ring.  
25.9" (658mm) L,  
14.2" (361mm) W  
1.3" (33mm) D

## B-70

CL-70v, CL-70v6 and 6.5" in-ceiling  
Metal cross members and open  
metal ring.  
25.9" (658mm) L,  
14.2" (361mm) W  
1.3" (33mm) D

## RW-TRUNAMI

TRUNAMI  
Two piece pre-construction metal  
rings to fit between a 16" on center  
studs. Sold as a set.  
17.4" (442mm) H  
14.4" (366mm) W

# Back Boxes

## BB-6

LC-6, CP-6  
Back box for 6.5" in-ceiling  
speakers. Sturdy ABS  
plastic, gold push posts  
  
5" (127mm) deep

## BB-6P

All 6" Ghost Series,  
Phantom, & Shadow back  
box for 6.5" in-ceiling  
speakers. Ported or  
non-porting, comes with port  
plug. Sturdy ABS plastic,  
gold push posts  
5" (127mm) deep

## BB-8

CP-8, LC-8  
Back box for 8" in-ceiling  
speakers. Sturdy ABS  
plastic, gold push posts  
  
6.5" (165mm) deep

## BB-8P/REV6

All 8" Ghost Series,  
Phantom, Shadow Series,  
& all REV6 & Ported or  
non-porting, comes with port  
plug. Sturdy ABS plastic,  
gold push posts  
  
6.5" (165mm) deep

## BB-GW6

GPW-6  
Back box for 6.5" in-wall  
Ghost speaker. Sturdy ABS  
plastic, gold push posts  
  
11.6" (295mm) H,  
8" (203mm) W,  
3.9" (99mm) D

## BB-GW8

GPW-8  
Back box for 8" in-wall  
Ghost speaker. Sturdy ABS  
plastic, gold push posts,  
dacron  
  
13.4" (340mm) H,  
9.3" (236mm) W,  
3.9" (99mm) D

## BB-G55

GHT-G55 Back box for 5.5"  
in-wall Ghost speaker. Sturdy  
ABS plastic, gold push posts,  
dacron  
  
12.8" (326mm) H,  
7.3" (185mm) W,  
3.6" (91mm) D

## BB-GSUR

GHT-SUR-G and  
GHT-SUR-P Back box for  
6.5" in-wall Ghost speaker.  
Sturdy ABS plastic, gold  
push posts, dacron  
  
17" (432mm) H,  
8" (203mm) W,  
3.9" (99mm) D

## BB-G66

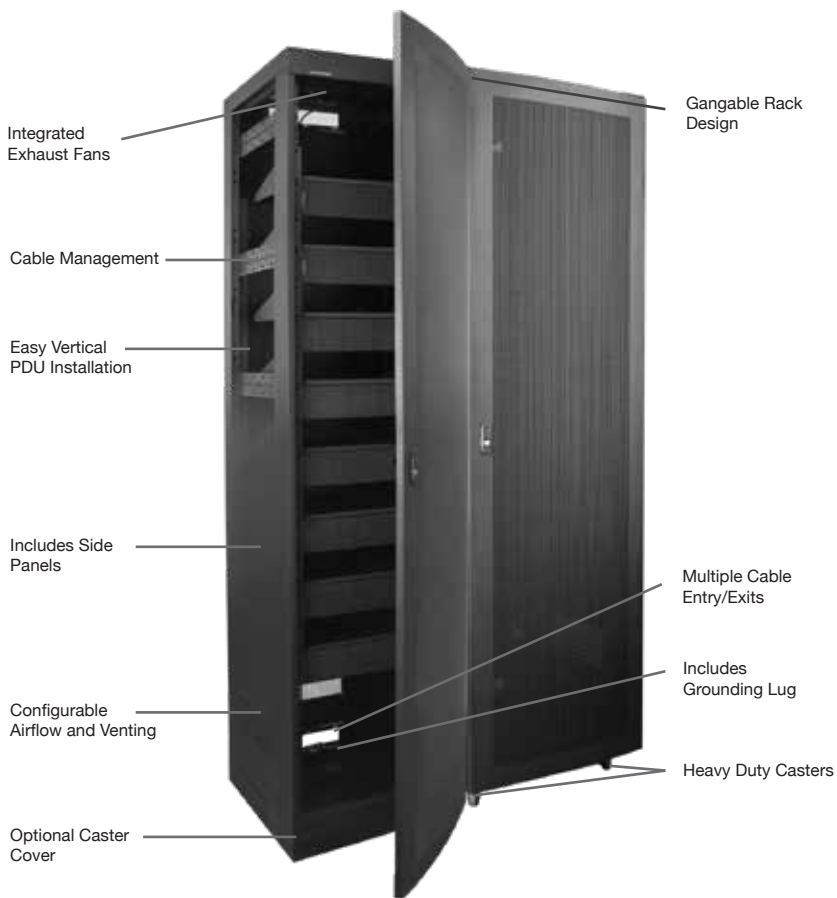
GHT-66G and GHT-66P  
Back box for 6.5" in-wall  
speakers. Sturdy ABS  
plastic, gold push posts,  
dacron  
  
18.9" (480mm) H,  
8" (203mm) W,  
3.9" (99mm) D

## BB-REV8

All REV8  
Back box for REV8  
in-ceiling speakers. Ported  
or non-porting, comes with  
port plug. Sturdy ABS  
plastic, gold push posts,  
dacron  
  
7" (178mm) deep  
10.9" (277mm) diameter







# VAULT SERIES

The Vault Series has many features to better assist installers and end-users alike. It was designed with an integrated cooling unit at the top of the rack, a 1,000 lb. weight limit providing the ability to include all equipment within the rack, plenty of punch-outs and space for power supplies, and the best wire management system TruAudio has ever produced. All of this comes at a competitive price point, making Vault versatile, economical, and perfect for your next install.

## RVS-16-PAK

### Vault Series Bundle - 16U

1x Rack Frame - 16U	RVS-16U
2x 2U Shelves	R-SHELF-2UC
2x 2U Vented Panels	R-VENTP-2U
1x Rack Screws - 100 pcs.	R-SCRWS-B100

## RVS-20-PAK

### Vault Series Bundle - 20U

1x Rack Frame - 20U	RVS-20U
3x 2U Shelves	R-SHELF-2UC
3x 2U Vented Panels	R-VENTP-2U
1x Rack Screws - 100 pcs.	R-SCRWS-B100

## RVS-28-PAK

### Vault Series Bundle - 28U

1x Rack Frame - 28U	RVS-28U
5x 2U Shelves	R-SHELF-2UC
5x 2U Vented Panels	R-VENTP-2U
1x Rack Screws - 100 pcs.	R-SCRWS-B100

## RVS-36-PAK

### Vault Series Bundle - 36U

1x Rack Frame - 36U	RVS-36U
6x 2U Shelves	R-SHELF-2UC
6x 2U Vented Panels	R-VENTP-2U
1x Rack Screws - 100 pcs.	R-SCRWS-B100

## RVS-44-PAK

### Vault Series Bundle - 44U

1x Rack Frame - 44U	RVS-44U
8x 2U Shelves	R-SHELF-2UC
8x 2U Vented Panels	R-VENTP-2U
1x Rack Screws - 100 pcs.	R-SCRWS-B100

## COMPLETE FRAMES

Frame includes top, bottom (with casters), side, and rear panels, front door, fans and cable management

RVS-16	16U Vault Series Rack Frame
RVS-20	20U Vault Series Rack Frame
RVS-28	28U Vault Series Rack Frame
RVS-36	36U Vault Series Rack Frame
RVS-44	44U Vault Series Rack Frame

## COMPONENTS

RVS-TOP/BOT	Top and Bottom Panels (includes casters)
RVS-FR/L-16U	Right and Left Frames with Rails and Side Panels - 16U
RVS-FR/L-20U	Right and Left Frames with Rails and Side Panels - 20U
RVS-FR/L-28U	Right and Left Frames with Rails and Side Panels - 28U
RVS-FR/L-36U	Right and Left Frames with Rails and Side Panels - 36U
RVS-FR/L-44U	Right and Left Frames with Rails and Side Panels - 44U
RVS-F/RDOOR-16U	Front Door and Rear Panel - 16U
RVS-F/RDOOR-20U	Front Door and Rear Panel - 20U
RVS-F/RDOOR-28U	Front Door and Rear Panel - 28U
RVS-F/RDOOR-36U	Front Door and Rear Panel - 36U
RVS-F/RDOOR-44U	Front Door and Rear Panel - 44U

## ACCESSORIES

RVS-CASTERCVR	Vault Series Magnetic Caster Cover
RVS-JOIN	Vault Series Gangable Kit
R-PDU-MOUNT	Vertical PDU Mount Brackets

# RELAY WALL MOUNT

Use the Wall Mount Relay Rack for mounting A/V or telecom equipment when space is at a premium

- 12U and 20U racking height options to accommodate most installation environments
- 18 inch depth accommodates most rack-mountable equipment
- Reinforced rear mounting surfaces allow solid mounting for up to 200 lbs of equipment.
- Compact, only 19 1/8 inches wide
- 11-gauge rack threaded rails with numbered spaces
- Ships knocked down for easy delivery and assembly



RWR2-FRM-20U

## COMPLETE FRAMES

RWR2-FRM-12U18	12U Relay Wall Mount Rack Frame - 18" Deep
RWR2-FRM-20U18	20U Relay Wall Mount Rack Frame - 18" Deep

## COMPONENTS

RWR2-RAIL-12U	12U - Vertical Rails (Pair)
RWR2-RAIL-20U	20U - Vertical Rails (Pair)
RWR2-T/B-18	Top / Base Panel - 18" Deep

# UNIVERSAL ACCESSORIES

### Power Distribution Units

R-PDU-11P	1U Horizontal PDU, 10+1 Outlets w/ Lightning Protection
R-PDU-18-34U	Vertical PDU 34U, 18 Outlets

### Shelves

R-SHELF-1UC	1U - Universal Shelf, Vented, Compatible with R-CLAMP
R-SHELF-2UC	2U - Universal Shelf, Vented, Compatible with R-CLAMP
R-SHELF-3UC	3U - Universal Shelf, Vented, Compatible with R-CLAMP
R-SHELF-4UC	4U - Universal Shelf, Vented, Compatible with R-CLAMP
R-SHELFNL-1UC	1U - Universal Shelf (No Front Lip), Vented, Compatible with R-CLAMP
R-SHELFNL-2UC	2U - Universal Shelf (No Front Lip), Vented, Compatible with R-CLAMP
R-SHELFHD-1UC	1U - Universal Half Depth Shelf, Vented, Compatible with R-CLAMP
R-SHELFHD-2UC	2U - Universal Half Depth Shelf, Vented, Compatible with R-CLAMP
R-SHELFSLD-1U	1U - Heavy Duty Sliding Shelf

### Shelf Accessories

R-CLAMP	Shelf Clamp, Secures Rack Equipment (one pair)
R-LBRKT-B20	L-Brackets for shelves (20 pcs)

### Drawers

R-DRAWERL-3U	3U - Lockable Drawer
R-DRAWERL-4U	4U - Lockable Drawer

### Panels

R-BLANK-0.5U	1U - Blank Panel (with 0.5U Inside Gap)
R-BLANK-1U	1U - Blank Panel
R-BLANK-2U	2U - Blank Panel
R-BLANK-3U	3U - Blank Panel
R-BLANK-4U	4U - Blank Panel
R-VENTP-0.5U	5U - Perforated Vent Panel
R-VENTP-1U	1U - Perforated Vent Panel
R-VENTP-2U	2U - Perforated Vent Panel
R-VENTP-3U	3U - Perforated Vent Panel
R-VENTP-4U	4U - Perforated Vent Panel

### Cable Management (L-Shaped Horizontal)

R-LCRLBAR-H	Rear Lacer Bars (Set of 4)
R-LCRLBAR2-H	Rear Lacer Bars w/ 2" Offset (Set of 4)
R-LCRLBAR4-H	Rear Lacer Bars w/ 4" Offset (Set of 4)

### Recessed Rail Brackets

R-RAILRECESS-2U	2U - Recessed Rail Brackets - 2" Recess
R-RAILRECESS-3U	3U - Recessed Rail Brackets - 2" Recess

### Hardware and Ground

R-SCRWS-B100	Equipment Screws (100 pcs)
--------------	----------------------------

# CUSTOM LASER ENGRAVED PANELS



## R-BLANK-1UCSTM

### Custom Laser Engraved Panels

R-BLANK-1UCSTM	1U - Custom Engraved Blank Plate*
R-BLANK-2UCSTM	2U - Custom Engraved Blank Plate*
R-BLANK-3UCSTM	3U - Custom Engraved Blank Plate*
R-BLANK-4UCSTM	4U - Custom Engraved Blank Plate*

\* Artwork or dimensions must be on file or supplied with the order.



# TRUCUSTOM

TruAudio provides the tools to help you customize and design any system to meet the needs of every install. If you need assistance with system design in residential or commercial installations, it is our pleasure to consult and assist with getting every element just right. Being installers ourselves, let us help or design a system for you that includes dimensional drawings, tech information, and photos of speakers to showcase what will look as good as it sounds.

# TruAudio Accessories Cheat Sheet

Model#	Rough-in Ring	Back Box	Dummy	Grill
CP-6	RC-6	BB-6	R6G Dummy	GR-6C
CP-8	RC-8/REV6	BB-8	R8G Dummy	GR-8C
CPD-6	RC-6	BB-6	R6G Dummy	GR-6C
LC-6	RC-6	BB-6	R6G Dummy	GR-6C
LC-8	RC-8/REV6	BB-8	R8G Dummy	GR-8C
THIN-CEILING	RC-THIN	(Included)		GR-THIN/GR-THIN-R /GR-THIN-S
<b>Ghost Series</b>				
GP-6	RC-6	BB-6P	R6G Dummy	GR-G/P6   GR-G/P6S
GP-8	RC-8/REV6	BB-8P/REV6	R8G Dummy	GR-G/P8   GR-G/P8S
GG-4	RC-4			GR-G/P4   GR-G/P4S
GG-6	RC-6	BB-6P	R6G Dummy	GR-G/P6   GR-G/P6S
GG-8	RC-8/REV6	BB-8P/REV6	R8G Dummy	GR-G/P8   GR-G/P8S
GC-6	RC-6	BB-6P	R6G Dummy	GR-G/P6   GR-G/P6S
GC-8	RC-8/REV6	BB-8P/REV6	R8G Dummy	GR-G/P8   GR-G/P8S
GPD-6	RC-6	BB-6P	R6G Dummy	GR-G/P6   GR-G/P6S
GGD-6	RC-6	BB-6P	R6G Dummy	GR-G/P6   GR-G/P6S
<b>Phantom-Series</b>				
PP-4	RC-4			GR-G/P4   GR-G/P4S
PP-6	RC-6	BB-6P	R6G Dummy	GR-G/P6   GR-G/P6S
PP-8	RC-8/REV6	BB-8P	R8G Dummy	GR-G/P8   GR-G/P8S
PG-4	RC-4			GR-G/P4   GR-G/P4S
PG-6	RC-6	BB-6P	R6G Dummy	GR-G/P6   GR-G/P6S
PG-8	RC-8/REV6	BB-8P	R8G Dummy	GR-G/P8   GR-G/P8S
PPD-6	RC-6	BB-6P	R6G Dummy	GR-G/P6   GR-G/P6S
PPD-8	RC-8/REV6	BB-8P/REV6	R8G Dummy	GR-G/P8   GR-G/P8S
<b>Shadow-Series</b>				
SP-6	RC-6	BB-6P	R6G Dummy	GR-G/P6   GR-G/P6S
SP-8	RC-8/REV6	BB-8P/REV6	R8G Dummy	GR-G/P8   GR-G/P8S
<b>In-Wall Series</b>				
LW-6	RW-6			GR-6W
IWP-6	RW-6			GR-IWP-6
IWP-8	RW-8			GR-IWP-8
GPW-6	RW-G6	BB-GW6		GR-GW6
GPW-8	RW-G8	BB-GW8		GR-GW8
<b>Revolve Series</b>				
REV6-LCR.1	RC-8/REV6	BB-8P/REV6	R8G Dummy	GR-REV6/GCSUR-BK/WT
REV6-LCR.2	RC-8/REV6	BB-8P/REV6	R8G Dummy	GR-REV6/GCSUR-BK/WT
REV6-SUR	RC-8/REV6	BB-8P/REV6	R8G Dummy	GR-REV6/GCSUR-BK/WT
REV6P-LCR.1	RC-8/REV6	BB-8P/REV6	R8G Dummy	GR-REV6/GCSUR-BK/WT
REV6P-LCR.2	RC-8/REV6	BB-8P/REV6	R8G Dummy	GR-REV6/GCSUR-BK/WT
REV6P-SUR	RC-8/REV6	BB-8P/REV6	R8G Dummy	GR-REV6/GCSUR-BK/WT
REV8-LCR.1	RC-REV8	BB-REV8		GR-REV8-GB/W GR-REV8S
REV8-SUR	RC-REV8	BB-REV8		GR-REV8-GB/W GR-REV8S
<b>Home Theater In-Wall Speakers</b>				
GHT-55P	RW-55	BB-G55		GR-G55-WT/BK
GHT-66G	RW-G66	BB-G66		GR-G66-WT/BK
GHT-66P	RW-G66	BB-G66		GR-G66-WT/BK
GHT-SUR-G	RW-GSUR	BB-GSUR		GR-GSUR-WT/BK
GHT-SUR-P	RW-GSUR	BB-GSUR		GR-GSUR-WT/BK
B23-465LCR	RW-B23	(Included)		GR-B23-465
B23-265LCR	RW-B23	(Included)		GR-B23-265/SUR
B23-265SUR	RW-B23	(Included)		GR-B23-265/SUR
GHT- CSUR-P	RC-8/REV6	BB-8P/REV6		GR-REV6/GCSUR-BK/WT
GHT- CSUR-G	RC-8/REV6	BB-8P/REV6		GR-REV6/GCSUR-BK/WT
TRUNAMI	RW-TRUANMI	(Included)		TRUNAMI-SUB-PG
<b>Commercial Series</b>				
CL-70v-6UL	RC-6UL	(Included)	R6G Dummy	GR-CL-70V-6UL
CL-70v-6	RC-6	(Included)	R6G Dummy	GR-6C







**SOUNDVISION**  
TECHNOLOGIES

P: 888.858.1555 | F: 435.251.9815 | E: sales@truaudio.com  
198 N. Old Highway 91, Hurricane, Utah 84737 | www.TruAudio.com